

Rx antenna line monitor (RLM)

- Identify issues before they become big problems through remote, continuous monitoring of the receive antenna line -- measures return loss at a customer-specified frequency, as well as device temperature
- Easily compare performance to as-installed performance
- Antenna line return loss frequency sweep
- Installed in-line with the receive antenna
- Available in VHF, 220 MHz, UHF, 7/800 MHz, and 900 MHz
- Compact form factor simplifies the installation process and helps save rack space
- Data is accessed via an integrated web server, SNMP, and SYSLOG
- Alarms are user configured via Ethernet or SNMP



Combilent

Ryttermarken 5, 3520 Farum, Denmark
sales@combilent.com www.combilent.com

TX RX Systems

8625 Industrial Parkway, Angola, NY 1400, USA
sales@txrx.com www.txrx.com

Specification, System

VHF model	150-174 MHz
VHF model	150-174 MHz
220 model	215-225 MHz
220 model	215-225 MHz
PDT model	350-360 MHz
UHF model	450-470 MHz
UHF model	450-470 MHz
UHF model	470-490 MHz
7/800 MHz model	799-817 MHz

Specification	RF part
Insertion loss	<0.15 dB
Return loss range	0-25 dB
Measurement pulse	-40 dBm, 50 ms
Pulse repetition	1-3600 sec. (1 sec. steps)
Input return loss	>20 dB
Output return loss	>20 dB
Tx-power	Max. 100W
Operating temp.	-10°C to 60°C
Operating env.	Indoor
Connectors	N-female or 4.3-10-female
Dimensions	163x177x33 mm (w/o bracket)
Weight	3 lbs

Product options *)

CP01131	AC
CP01132	DC
CP01153	AC
CP01154	DC
CP01125	AC
CP01122	AC
CP01130	DC
CP01144	DC
CP01133	AC


Power supply

AC
DC
AC
DC
AC
AC
DC
DC
AC

Specification
Power supply (ext.)
Interfaces
Alarm output
Functions and alarms
Features
RLM

90-230VAC or -48VDC
Integrated web-server
SNMP v2C (with MIB file)
Form-C dry contact
Rx antenna return loss (RL)
Rx antenna reference
Rx antenna RL sweep
Rx antenna RL sweep ref.
Device temperature
SNTP
SYSLOG
Firmware update
Factory test data

*) For units with 4.3-10 female connectors, please add 4310 suffix to the part number;
CP011314310 for CP01131 having 4.3-10 connectors


COMBILENT™

Dashboard

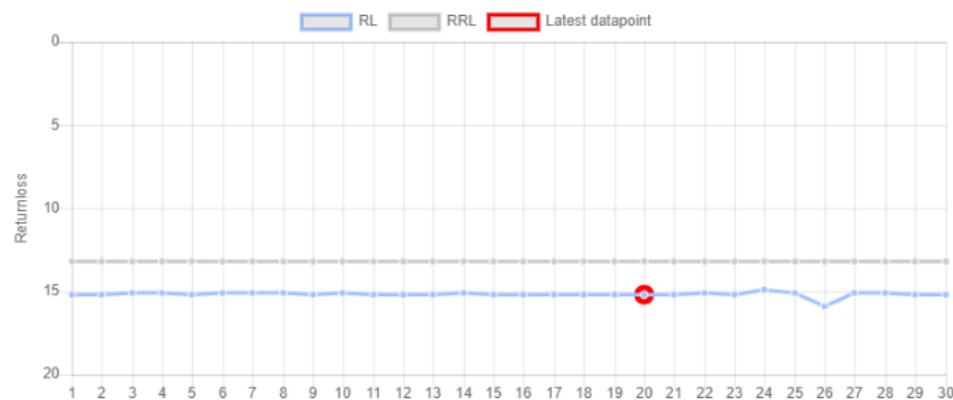
Home
Status
Sweep
Network config
SNMP config
System event log
Firmware upgrade
Test information

Status

VSWR / RL	Board temperature	Time to next measurement
1.40 / 15.2 dB	34.8	0

Reference VSWR / RL	Action
1.56 / 13.2 dB	<input type="button" value="Reference"/>

Test mode	Status
<input type="button" value="Activate"/>	Inactive



Description

Status page.
Temperature readings are in Celcius.

VSWR / Returnloss:
White = no alarm
Gold = Warning active
Red = Alarm active

Board temperature:
White = no alarm
Gold = Warning active
Red = Alarm active

Line chart shows
RL history,
last 30 samples.

Test mode:
30 measurements,
1s interval.
Automatic return to
normal mode.

Parameter configuration:
Warning/Alarm threshold
configuration.
Relative to reference level.

Alarm relay configuration:
Checked alarms will activate
relay alarm.

Device information:
Serial number information.

Parameter configuration:

Setting	Value
VSWR / RL warning threshold (rel.)	3.0
VSWR / RL alarm threshold (rel.)	7.0
Measurement frequency 150.0 - 174.0 MHz	162.0
Measurement interval (1 - 3600s)	3
Board temperature warning level (0 - 100C)	60
Board temperature alarm level (0 - 100C)	80
	<input type="button" value="Change"/>

Alarm relay config
<input checked="" type="checkbox"/> VSWR / Returnloss
<input checked="" type="checkbox"/> BoardTemp
<input type="button" value="All On"/> <input type="button" value="All Off"/>
<input type="button" value="submit new setting"/>

Device information:

Serial number	Firmware
P0113101000119240000112345	SU21341-3

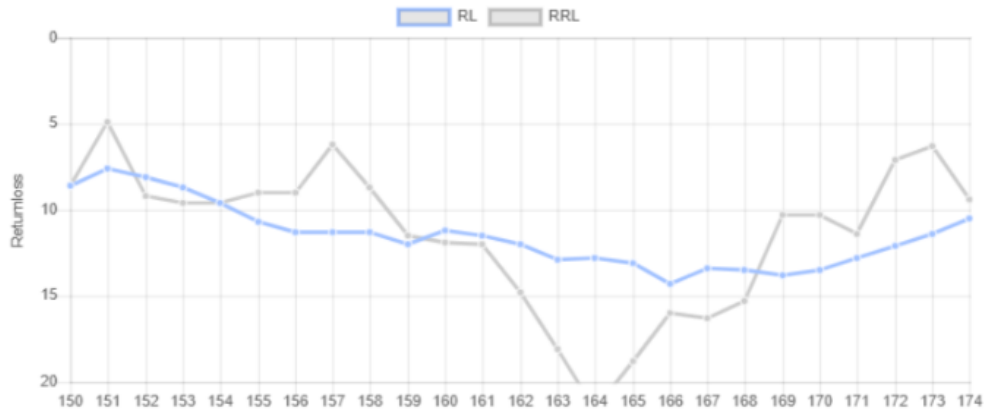
Web interface status page (VHF example)

Dashboard



[Home](#) |
 [Status](#) |
 [Sweep](#) |
 [Network config](#) |
 [SNMP config](#) |
 [System event log](#) |
 [Firmware upgrade](#) |
 [Test information](#)

Returnloss frequency sweep



Description

Sweep page.
 Sweeps are for test purpose.
 Activating a sweep, results in one sweep.
 Automatically returns to single frequency measurement mode.

Web interface sweep page (VHF example)